

24小时服务热线  
24-hour service hotline

4006-05-4007

## 菱高快速电梯有限公司

LINGGAO EXPRESS ELEVATOR CO., LTD.

地址: 江苏省苏州市吴江区震泽镇大船港开发区

Add: Big Ship Harbor Development Zone, Zhenze Town, Wujiang District, Suzhou City, Jiangsu Province, China

电话(Tel): 0512-63785176 0512-63785276

传真(Fax): 0512-63785876 邮编(P.C): 215231

E-mail: lg@lgelevator.com

网址(Web): www.lgelevator.com

本书为一般信息类出版物, 我们保留随时更改产品设计和说明的权利。  
本书的任何字句, 无论其字面意思或含义, 对于任何产品及该产品的用途和质量, 或者任何购销合同条款的表述与更改均不承担任何责任。

2020年1月份印刷



扫二维码进入菱高快速电梯官网  
Scan two-dimensional code into  
LINGGAO express elevator



LG Express Lift

# LINGGAO EXPRESS ELEVATOR

乘客电梯系列

Passenger elevator series



STM 菱高电梯 0573-88133500 18889047066



# 菱驾天地间 高处看世界

Linggao express elevators are popular all over the world  
Overlook the world from height



从工艺到品质，从功能到性能，每一部被精心打造的电梯都经历了千锤百炼，凝聚了设计的力量，至此，让电梯丰富建筑，让建筑延伸梦想。菱高快速，在动静中融智慧，于无声处见精彩。

From technology to quality, from function to performance, every carefully manufactured elevator has been forged and tempered. It concentrates with design strength. Elevator enriches building. Building extends your dreams. Linggao express combines with intelligence in kinetic / static state. It peacefully sets forth splendor.



★ 引进美国技术 ★



★ 高标准安全生产 ★



★ 传奇品质典范 ★



# Company profile

## 公司简介

菱高快速电梯有限公司是一家集电梯研发、制造、销售、安装、维保服务于一体的专业电梯企业，公司坐落于发达的长三角经济腹地——苏州，东临上海，南接浙江，西抱太湖，北依长江，地理位置优越，交通便捷。


公司拥有先进的制造设备和高科技的专业技术团队，积极引进美国尖端制造技术，配备电梯专用检测设备，严苛的控制，各部门的密切配合，保证了菱高快速电梯的高品质产品。凭借多年来积累的技术经验，现已形成了可以满足顾客多样化需求的产品系列，产品涵盖乘客电梯、别墅电梯、观光电梯、无机房电梯、担架电梯、载货电梯、小机房电梯等系列，同时，可根据客户的特殊需求进行特殊设计，最大程度满足客户需求。

公司秉承“质量为先，信誉为重，管理为本，服务为诚”的经营理念，遵循“开拓创新、与时俱进、拼搏向上”的企业精神，致力于为国内外用户提供安全、舒适、可靠的电梯产品和最完善的服务，让全世界享受到菱高快速电梯带来的安全、高效、节能的上下体验。

Linggao Express Elevator Co., Ltd. is a specialized elevator enterprise that integrates elevator research, development, manufacture, sales, installation, repair service into one. The company is located in Suzhou, the flourishing Changjiang River Delta Economic Hinterland in China. It is near Shanghai in the east. It connects with Zhejiang in the south. It is close to the Taihu Lake in the west. It links with the Changjiang River in the north. It has advantageous geographical positions and convenient transport.

The company owns advanced manufacture installations, high-tech professional technical team. It actively introduces top grade American manufacture technology. It is equipped with elevator special-purpose testing facilities. Harsh control, close coordination between various departments guarantee high quality products of Linggao express elevator. Relying on the years' technical experiences, it currently forms wide variety product series that satisfy the clients' diverse requirements. The products cover passenger elevator, villa elevator, observation elevator, machine room-less elevator, stretcher elevator, freight elevator, small machine room elevator series etc. meanwhile, elevators can be specially designed according to the customers' special needs. It satisfies the clients' demands to maximum extent.

The company adheres to managing ideas of "quality first, reputation supreme, management-centered, sincere service". It abides by the enterprise spirit of "developing, innovative, keeping abreast with the times, struggle supreme". It is engaged in providing domestic and overseas users with safe, comfortable, reliable elevators, the most perfect services. Global users enjoy safe, effective, energy-saving up / down experience of Linggao express elevators.





# Safe & effective

## 安全高效



高度集成化的微机网络化控制系统，使数据运算瞬间完成；串行数据传输使每条信息的各位数据按位顺序准确传送，提高信号控制的准确性和可靠性。

Highly integrated micro-computer network control system instantly finishes data processing. Serial data transmission orderly and accurately delivers each piece of information. It increases accurate and reliable signal control.

### Safety tongs

#### 安全钳

为保证电梯安全运行，菱高快速电梯从设计、制造、安装等各个环节都充分考虑到防止危险的发生，并针对各种可能发生的危险，设置专门的安全装置。当电梯超速、运行失控或悬挂装置断裂时，安全钳装置迅速将电梯轿厢制停在导轨上，并保持静止状态，从而避免发生人员伤亡及设备损坏事故。我们站在您的角度思考您的需要，全方位保障您的安全，为您提供平稳舒适的乘梯体验。

In order to ensure safe elevator operation, Linggao express elevator fully considers how to prevent from danger from various sectors such as design, manufacture, installation etc. Aiming at various possible dangers, it sets special safety devices. If elevator is over speed, loses control in operation or suspension device breaks, safety tongs quickly brake elevator car in guiderail. It keeps static condition. It thus prevents from any personnel hurt / death, equipment damage. We think about your requirements from your point of view. It ensures your safety in an omni-bearing way. It provides you with smooth and comfortable travel experience.

### 3D elevator light-curtain protection system

#### 3D电梯光幕保护系统

高可靠性的3D电梯光幕保护系统，由二维红外光幕与3D检测模块组合而成，电梯门机接到光幕给的信号后，立即输出开门信号，轿门即停止关闭并反转开启，直至乘客或阻挡物离开警戒区域后电梯门方可正常关闭，从而达到安全保护目的，避免电梯夹人事故的发生，保证电梯的安全运行。

Highly reliable 3D elevator light-curtain protection system is composed of 2D infrared light curtain and 3D testing module combination. After elevator door machine connects with signal given by light curtain, it immediately outputs door-opening signal. Car door stops closing, it opens again. Until passenger or block leaves alarm area, elevator door normally closes again. It fulfills safety protection. It prevents elevator from clamping human. It warrants safe elevator operation.



### Top grade door machine system

#### 尖端的门机系统

采用先进技术的变频门机控制系统、交流变频电机和变频门机机械系统，不仅提高了电梯运行时的安全性和灵敏性，而且节能省耗，适于现代化运输越来越高的要求。

It applies advanced technology variable frequency door machine control system, AC variable frequency motor, variable frequency door machine mechanical system. It raises safe and sensitive elevator running. It saves energy and consumption. It adapts to the higher and higher modern transport requirements.





# Environment protection and energy saving

## 环保节能




比一般技术多节省33%的能源。  
Compared with common technologies,  
it saves 33% of energy.



无需更换油脂, 无油污污染。  
It needs no grease-renewal.  
It has no oil-stain pollution.



低噪音, 宁静自然。  
Low noise, natural & peaceful.



- 高效节能  
Effective and energy-saving
- 绿色环保  
Green environmental protection
- 节省空间  
Space-saving
- 稳定可靠  
Stable and reliable
- 低噪音  
Low noise

### 永磁同步无齿轮曳引机

选用稀土材料, 将同轴传动技术、数字变频技术和群组电脑组合控制技术充分融合, 运行成本小, 能量散失低, 比一般传统技术可节省能源33%以上。无齿轮曳引机无需更换油脂, 无油污污染, 低噪音。

### 能量反馈系统

可选配新型能量反馈系统, 将消耗在制动电阻上的能量转化为电能, 供楼宇内其他电梯或用电设备使用, 我们的“绿色发电机”可以节约30%的能耗, 增添节能环保效益。

### 轿内LED节能照明

采用超长寿命、不含有害物质的LED照明灯, 在同等照度的前提下, 实现比常规灯管高达80%节电作用, 有效节约照明用电。

### Permanent magnet synchronous and gearless traction machine

It chooses rare earth material. It fully merges with co-axial drive technology, digital variable frequency technology, group-computer combined control technology. It is small in running cost, low in energy loss. It can save over 33% energy than common and traditional technology. gearless traction machine needs no grease renewal. It has no oil stain pollution with low noise.

### Energy feedback system

Optional new style energy feedback system converts energy consumed in brake resistance to electric energy. It supplies other elevators in the building or power equipment. Our "green generator" can save 30% of energy consumption. It adds energy-saving and environment-protection benefits.

### Car LED energy-saving lighting

It applies super long life LED lamp excluding any harmful substance. Under the premise of same illuminance, it saves 80% power than regular light tube. It effectively saves lighting power.



## Overall solution plan of elevator electrical machinery

### 电梯电气机械整体化解决方案

**1 节能方案:** 运用永磁同步无齿轮曳引机和能源再生等先进的绿色科技对电梯进行节能性更新。

**Energy-saving plan:** It applies advanced green technologies such as permanent magnet synchronous and gearless traction machine, energy re-generation etc. for elevator energy-saving renewal.

**2 整个控制系统的解决方案:** 将电阻门机、调速门机升级为变频门机, 开关门噪音更低, 运行速度加快; 将交流双速驱动升级为VVVF驱动, 全面提升电梯运行的稳定性, 乘坐舒适。

**Solution plan of whole control system:** It upgrades resistance door machine, speed-regulation door machine to variable frequency door machine. It brings about the lower door opening / closing noise, the quicker running speed. It upgrades AC double-speed drive to VVVF drive. It comprehensively enhances stable elevator operation with comfortable travel.



**3 轿厢及层门的装潢方案:** 装潢专家为您的电梯提供个性化装潢, 使您的电梯更美观更符合现代社会的审美需求。

**Car and landing door decoration plans:** Decoration specialist provides your elevator with individual decoration. Therefore your elevator better accords with modern society aesthetics requirements.



**4 操纵系统改进:** 采用一体式操纵箱, 结构紧凑、管路减短、操纵方便又便于制造和装配修理。

**Improvement of operation system:** It applies integrated operation box with compact structure, reduced pipelines, convenient operation. It is easy for manufacture, assembly and repair.

我国已成为世界上电梯拥有量最大的国家之一, 在用电梯达200多万台, 其中有很多电梯运行时间超过15年, 存在着不同程度的磨损与老化。这些问题又不同程度地影响着电梯的安全运行, 导致安全事故频发, 严重影响了人们的生产和生活。菱高快速电梯通过专业人员对电梯的实地勘察, 为客户在用电梯的电气、机械、装潢, 提供一站式、全方位的改进方案, 以最直接可靠、最低能耗、最新技术, 解决电梯的更新换代问题。

China becomes one of the largest elevator consumer countries in the world. It has 2,000,000 sets of elevators in use. Among them, many elevators operate for over 15 years. They have certain degrees of wear and ageing. These problems somewhat affect safe elevator operation. It causes frequent safety accidents. It badly influences people's production and life. Linggao Express Elevator executes site survey to elevator through professional staff. It offers one-stop all-round improvement plans for the clients' elevator electrical, machinery, decoration. It solves elevator renewal and upgrading by the most direct, reliable, minimum energy consumption, latest technology.



# Small machine room passenger elevator

## 小机房乘客电梯

菱高快速小机房电梯以小型化曳引机和薄型化控制柜使机房布置更紧凑，实现了机房的小型化，与传统有机房电梯相比，有效降低了机房高度，机房面积也得到了有效的节约。

Linggao express small machine room elevator brings about the more compact machine room by small traction machine and thin control cabinet. It fulfills small machine room. Compared with traditional elevator with machine room, it effectively reduces machine room height and saves machine room area.

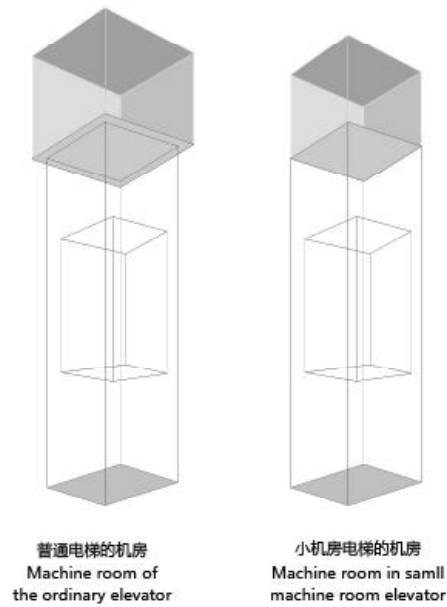


It greatly saves spaces.

### 大幅节省空间

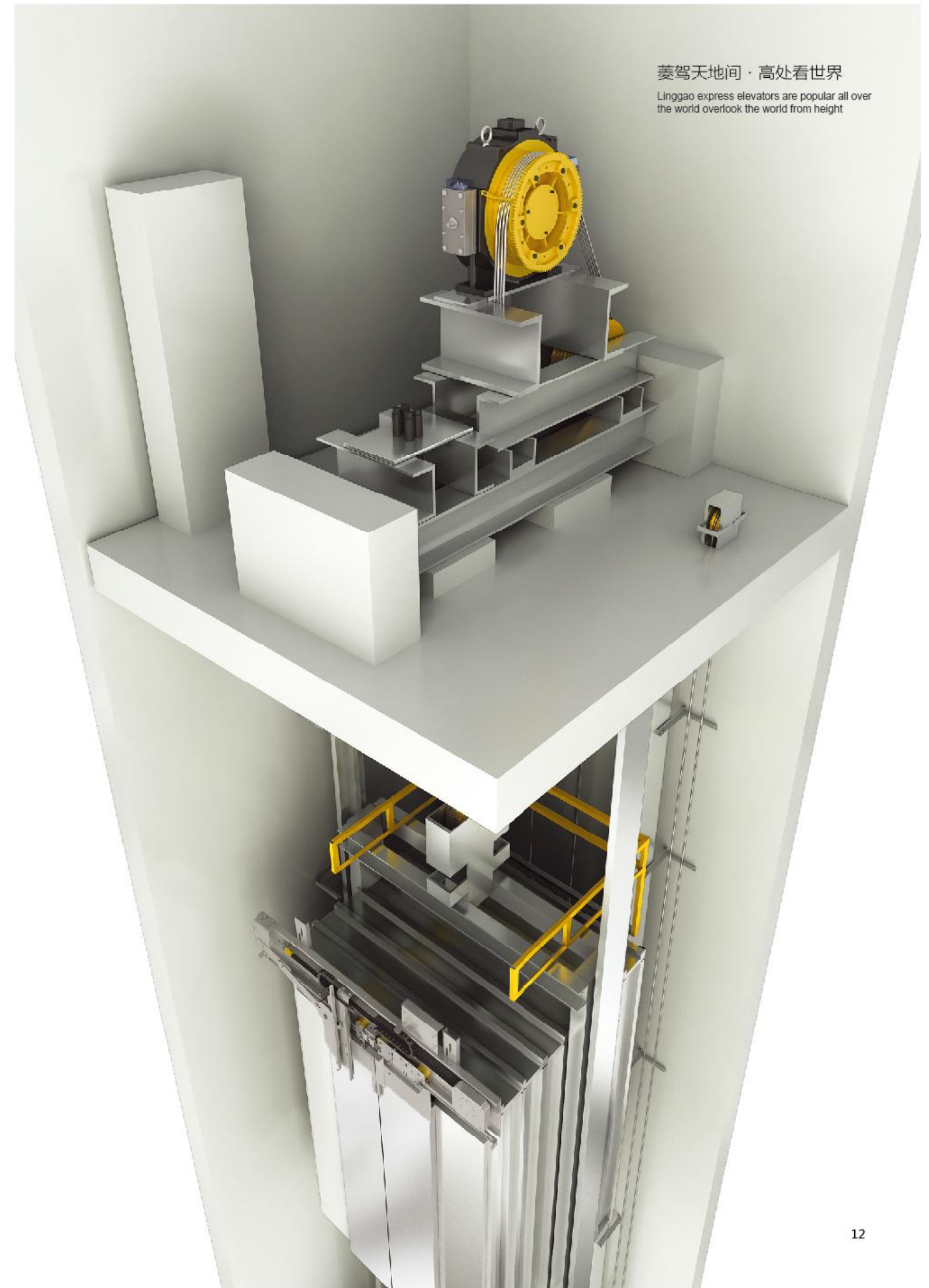
机房只是井道的一个延伸，建造方便，成本较低。紧凑型无齿轮曳引机的应用为机房留出更大的空间。

Machine room is extension of well. It is convenient in construction and low in cost. Application of compact gearless traction machine leaves a larger space for machine room.



← 50% ←  
节省近50%的机房空间  
It saves nearly 50% of machine room space.

菱驾天地间·高处看世界  
Linggao express elevators are popular all over the world overlook the world from height





# Car decoration

## 轿厢装潢



### LG20-K01

选配 Optional



扫描二维码  
观看电梯360°全景

吊顶：发纹不锈钢框架，两侧亚克力灯饰  
轿壁：发纹不锈钢，镜面蚀刻不锈钢  
扶手：无  
地板：PVC

Car top: Hairline stainless steel frame, two-side acrylic lighting decoration  
Car wall: Hairline stainless steel, mirror etching stainless steel  
Handrail: None  
Floor: PVC

### LG20-K02

选配 Optional



扫描二维码  
观看电梯360°全景

吊顶：发纹不锈钢，亚克力装饰，LED筒灯  
轿壁：发纹不锈钢，喷塑钢板  
扶手：无  
地板：PVC

Ceiling: Wood grain decoration surface frame, acrylic light-emitting panel  
Car wall: Wood grain decoration surface, mirror  
Handrail: Imitation round wood stainless steel mirror  
Floor: Granite inlaid with stainless steel strip



操纵箱显示屏  
Display screen



点阵显示  
标配 Standard

按钮 (标配)  
Button (Standard)



LG20-C01  
标配 Standard

LG20-CP01a  
标配 Standard

吊顶  
Ceiling



LG20-D01



LG20-D02

厅门  
Landing door



LG20-M01



LG20-M02



# Car decoration

## 轿厢装潢



### LG20-K03

选配 Optional



扫描二维码  
观看电梯360°全景

吊顶：镜面不锈钢，亚克力透光板，LED灯  
轿壁：发纹不锈钢，镜面蚀刻不锈钢  
扶手：无  
地板：PVC

Car top: Mirror stainless steel, acrylic lighting decoration, LED  
Car wall: Hairline stainless steel, mirror etching stainless steel  
Handrail: None  
Floor: PVC

### LG20-K04

选配 Optional



扫描二维码  
观看电梯360°全景

吊顶：覆膜钢板配亚克力透光板，筒灯  
轿壁：覆膜钢板，镜面蚀刻不锈钢  
扶手：不锈钢单管  
地板：大理石砖

Ceiling: Laminated steel plate with acrylic transparent platedownlight  
Car wall: Coated steel sheet, mirror etching stainless steel  
Handrail: Stainless steel single pipe  
Floor: Marble tiles



操纵箱显示屏  
Display screen



点阵显示  
标配 Standard

按钮 (选配)  
Button (Optional)



选配  
Optional



LG20-C02  
选配 Optional

一体式操纵箱

LG20-CP02a  
选配 Optional

吊顶  
Ceiling



LG20-D03



LG20-D04

厅门  
Landing door



LG20-M03



LG20-M04



# Car decoration

## 轿厢装潢



### LG20-K05

选配 Optional



扫描二维码  
观看电梯360°全景

吊 顶：木纹饰面框架，亚克力透光板  
轿 壁：木纹饰面，镜面  
扶 手：仿圆木镜面不锈钢  
地 板：花岗岩石镶嵌不锈钢条

Ceiling : Wood grain decoration surface frame, acrylic light-emitting panel  
Car wall : Wood grain decoration surface, mirror  
Handrail: Imitation round wood stainless steel mirror  
Floor : Granite inlaid with stainless steel strip

### LG20-K06

选配 Optional



扫描二维码  
观看电梯360°全景

吊 顶：发纹不锈钢框架，中间木质装饰板，LED灯  
轿 壁：木纹装饰面嵌不锈钢条，镜面不锈钢  
扶 手：不锈钢扶手  
地 板：PVC

Ceiling : Hairline stainless steel frame, Central wood decoration panel, LED lighting  
Car wall : Wood grain decoration surface inlaid with stainless steel strip, mirror stainless steel  
Handrail: Stainless steel handrail  
Floor : PVC



操纵箱显示屏  
Display screen



黑底白字  
LG-XS01

按钮 ( 选配 )  
Button(Optional)



LG20-C03  
选配 Optional

LG20-CP03a  
选配 Optional

吊顶  
Ceiling




LG20-D05



LG20-D06

厅门  
Landing door



LG20-M05



LG20-M06



# Car decoration

## 轿厢装潢



### LG20-K07

选配 Optional



扫描二维码  
观看电梯360°全景

吊 顶：在镜面不锈钢底板上以金色筒灯与轿壁辉映，中间部分是拱形白色有机透光板的柔光照明设计

轿 壁：镜面，蚀刻，发纹

扶 手：不锈钢扁扶手

地 板：PVC

Ceiling : Stainless steel mirror base plate with golden down lamp and car wall, central soft lighting design of white arch organic light-emitting panel

Car wall : Mirror, etched, hairline

Handrail : Stainless steel flat handrail

Floor : PVC

### LG20-K08

选配 Optional



扫描二维码  
观看电梯360°全景

吊 顶：镜面不锈钢，中间部分是拱形白色有机透光板的柔光设计

轿 壁：发纹不锈钢，镜面蚀刻不锈钢

扶 手：不锈钢单管

地 板：PVC ( 选配大理石 )

Ceiling : Mirror stainless steel, central soft lighting design of arch white organic light-emitting panel

Car wall : Hairline stainless steel, etched stainless steel mirror

Handrail : Stainless steel single tube

Floor : PVC(Optional marble)



操纵箱显示屏  
Display screen



蓝屏  
LG-XS01

按钮 ( 选配 )  
Button(Optional)



LG20-C04  
选配 Optional

LG20-CP04a  
选配 Optional

吊顶  
Ceiling



LG20-D07



LG20-D08

厅门  
Landing door



LG20-M07



LG20-M08



# Car decoration

## 轿厢装潢



### LG20-K09

选配 Optional



扫描二维码  
观看电梯360°全景

吊顶：发纹不锈钢框架，两侧亚克力灯饰  
轿壁：发纹不锈钢，镜面蚀刻不锈钢  
扶手：不锈钢单管扶手  
地板：PVC

Car top: Hairline stainless steel frame , two-side acrylic lighting decoration  
Car wall: Hairline stainless steel , mirror etching stainless steel  
Handrail: Stainless steel flat handrail  
Floor: PVC



### LG20-K10

选配 Optional



扫描二维码  
观看电梯360°全景

吊顶：发纹不锈钢，镜面不锈钢，亚克力灯饰，LED灯  
轿壁：发纹不锈钢，镜面不锈钢  
扶手：无  
地板：PVC

Ceiling: Hairline stainless steel, mirror stainless steel, acrylic lighting, LED lamp  
Car wall: Hairline stainless steel, mirror stainless steel  
Handrail: None  
Floor: PVC



LG20-C05  
选配 Optional

操纵箱显示屏  
Display screen



图片机



LG20-CP05a  
选配 Optional

吊顶  
Ceiling



LG20-D09

LG20-D10

厅门  
Landing door



LG20-M09



LG20-M10



# Car decoration 轿厢装潢



## LG20-K11

选配 Optional

扫描二维码  
观看电梯360°全景

吊顶：古铜色发纹框架，中间有机透光，LED灯  
轿壁：古铜色镜面蚀刻，皮革硬包装饰，  
扶手：木质造型扶手  
地板：PVC（选配大理石）

Ceiling: Bronze hairline side frame, central organic light-emitting, LED light  
Car wall: Bronze mirror etching, leather hard-roll decoration  
Handrail: Wooden model handrail  
Floor: PVC(Optional marble)



## LG20-K12

选配 Optional

扫描二维码  
观看电梯360°全景

吊顶：钛金镜面不锈钢框架，亚克力顶板，LED灯  
轿壁：镜面、和纹、钛金  
扶手：钛金与圆木组合扶手  
地板：PVC

Ceiling: Ti-plated mirror stainless steel frame, acrylic top panel, LED lighting  
Car wall: Mirror finish, vibration finish, ti-plated finish  
Handrail: Ti-plated and log composite handrail  
Floor: PVC



操纵箱显示屏  
Display screen



按钮（选配）  
Button(Optional)



LG20-C06  
选配 Optional

LG20-CP06a  
选配 Optional

吊顶  
Ceiling



LG20-D11



LG20-D12

厅门  
Landing door



LG20-M011



LG20-M012



# Landing door

## 厅门



**LG20-M13** 选配 Optional

厅门：镜面蚀刻不锈钢  
门套：发纹不锈钢

Landing door: Mirror etched stainless steel  
Jamp: Hairline stainless steel



**LG20-M14** 选配 Optional

厅门：镜面蚀刻不锈钢  
门套：发纹不锈钢

Landing door: Mirror etched stainless steel  
Jamp: Hairline stainless steel



**LG20-M15** 选配 Optional

厅门：镜面蚀刻不锈钢  
门套：发纹不锈钢


Landing door: Mirror etched stainless steel  
Jamp: Hairline stainless steel



**LG20-M16** 选配 Optional

厅门：钛金镜面蚀刻不锈钢  
门套：钛金不锈钢

Landing door: Titanium gold mirror etched stainless steel  
Jamp: Titanium gold stainless steel



**LG20-M17** 选配 Optional

厅门：钛金镜面蚀刻不锈钢  
门套：钛金不锈钢

Landing door: Titanium gold mirror etched stainless steel  
Jamp: Titanium gold stainless steel



**LG20-M18** 选配 Optional

厅门：钛金镜面蚀刻不锈钢  
门套：钛金不锈钢

Landing door: Titanium gold mirror etched stainless steel  
Jamp: Titanium gold stainless steel

# Handrail

## 扶手



**LG20-FS01** 选配 Optional



**LG20-FS03** 选配 Optional



**LG20-FS05** 选配 Optional



**LG20-FS02** 选配 Optional



**LG20-FS04** 选配 Optional



**LG20-FS06** 选配 Optional

# Floor

## 地板



**LG20-DB01**  
选配 Optional



**LG20-DB02**  
选配 Optional



**LG20-DB03**  
选配 Optional



**LG20-DB04**  
选配 Optional



**LG20-DB05**  
选配 Optional

# Color card

## 色卡



LG20-S001

冰灰  
Ice gray



LG20-S002

飞机灰  
Plane gray



LG20-S003

米黄  
Corry yellow



LG20-S004

群青蓝  
Ultramarine blue



LG20-S005

浅绿色  
Light green


● 图片系电脑绘制，可能与实际略有不同。  
The pictures are plotted by computer and are likely somewhat different from the actual products.



# Function


## 功能

### 标准功能 Standard Function


 <p>运行功能 Running Function</p>	电梯变频驱动 VVVF drive	精确调整电动机转速，令电梯启动、运行、停止时的速度曲线平稳、圆滑，获得良好的舒适感。 Motor rotating speed can be precisely adjusted to get smooth speed curve in lift start, travel and stop and gain the sound comfort.
	门机变频驱动 VVVF door operator	精确调整电动机转速，使门机的开启、关闭更轻柔灵敏。 Motor rotating speed can be precisely adjusted to get the more gentle and sensitive door machine start / stop.
	独立运行 Independent running	通过动作开关，使电梯不响应外召，仅响应轿内指令。 The lift can not respond to outer calling, but only respond to the command inside the car through the action switch.
	自动不停站通过 Automatic pass without stop	当轿内挤满乘客或负载接近预设定值，为保持最大运行效率，该轿厢将自动越过召唤层站。 When the car is crowded with the passengers or the load is close to preset value, the car will automatically pass the calling landing in order to keep maximum travel efficiency.
	开门时间自动调整 Automatically adjust door opening time	按照层站召唤或轿厢召唤的区别，自动调整保持开门时间。 Door-open time can be automatically adjusted according to the difference between landing calling or car calling.
	本层重开门 Reopen with hall call	关门途中，可以按本层站召唤按钮使门重新开启。 In the door shutting process, press reopen with hall call button can restart the door.
	即时关门 Express door closing	电梯停站开门到位时，按下关门按钮，门立即被关闭。 When the lift stops and opens the door, press door-shut button, the door will be closed immediately.
	停梯开门 Car stops and door open	电梯减速平层，直到完全停稳后才开门。 The lift decelerates and levels, the door only opens after the lift comes to a complete stop.
	指令登记删除 Command register cancel	如按错了轿内楼层指令按钮，只要把同一按钮连按两次，就可取消已登记指令。 If you press the wrong floor command button in the car, twice continuous pressing of same button can cancel the registered command.
	防捣乱 Anti-nuisance	当电梯轻载时出现超过三个指令时，为避免不必要停靠，轿厢内已登记的召唤将全部自动消除。 In the light lift load, when three more commands appear, in order to avoid the unnecessary parking, all the registered callings in the car will be cancelled.
轿厢到站钟 Car arrival gong	装于轿顶的电子钟的钟声告知候梯的乘客电梯已到站。 Arrival tong in the car top announces that the passengers arrive.	

 <p>安全功能 Safety function</p>	光幕保护 Photozell protection	门开启和关闭期间，用覆盖整个门高度的红外光探测乘客和物体的门保护装置。 In the door open and shut period, infrared light that covers the whole door height is used to probe the door protection device of both the passengers and objects.
	指定停靠 Designated stop	由于某种原因，电梯在目的层无法开门，电梯将关门运行至下一指定层楼。 If the lift can not open the door in the destination floor out of some reason, the lift will close the door and travel to the next designated floor.
	超载停梯 Overload holding stop	轿厢超载时，鸣响蜂鸣器并停止于该层站。 When the car is overload, the buzzer rings and stops the lift in the same floor.
	防止失速内部计数器保护 Anti-stall timer protection	由于曳引钢丝绳打滑而无法正常运行时，电梯停止运行。 The lift stops operation due to slippery traction wire rope.
	启动保护控制 Start protection control	电梯启动后在指定的时间内，没有离开门区，电梯停止运行。 If the lift does not leave door zone within the designated time after it gets started, it will stop the operation.
	检修操作 Inspection operation	当进入检修状态时，轿厢以低速点动运行。 When the lift enters into inspection operation, the car travels at inching running.
	故障自诊断 Fault self-diagnosis	控制器可记录最新的62个故障，以便快速排除故障，迅速恢复电梯运行。 The controller can record 62 latest troubles so as to quickly remove the trouble and restore the lift operation.
	电梯门重复开关 Repeated door closing	有时因阻碍或干扰，电梯门未能关闭，电梯门会重复打开或关闭，直到杂物被清除。 If the lift can not close the door due to certain obstacle or interference, the lift will reopen or re-shut the door until sundries are eliminated.
	上下越层及上下极限保护装置 Up/down over-run and final limit protection	该装置可有效防止当电梯万一发生失控时的冲顶或撞底现象，使电梯更安全可靠。 The device can effectively prevent from the lift's surging to the top or knocking the bottom when it is out of the control. It results in the more safe and reliable lift travel.
	下行超速保护装置 Down over-speed protection device	当电梯下降运行的速度超过额定速度的1.2倍时，该装置自动切断控制电源，使电机停止运转以阻止电梯超速下行；如电梯继续超速下行，其速度超过额定速度的1.4倍时，安全钳动作，强制电梯停止运行，保证安全。 When the lift downs 1.2 times higher than the rated speed, this device will automatically cut off control mains, stop the motor running so as to stop lift down at over-speed. If the lift continues to down at over-speed, and the speed is 1.4 times higher than rated speed, safety tongs act to force the lift stop in order to ensure the safety.
上行超速保护装置 Upward over-speed protection device	当电梯上行的速度超过额定速度的1.2倍时，该装置自动将电梯减速或制停。 When the lift ups 1.2 times higher than rated speed, the device will automatically decelerate or brake the lift.	


 <p>人机界面 Human-machine Interface</p>	轿内及层站微动指令按钮 Micro-touch button for car call and hall call	轿内操纵箱指令按钮及层站召唤按钮采用新型微动型按钮。 Novel micro-touch button is used for operation panel command button in the car and landing calling button.
	轿内层楼、方向指示 Floor and direction indicator inside car	轿内显示电梯所在层楼及当前运行方向。 The car shows the lift floor location and current travel direction.
	层站层楼、方向指示 Floor and direction indicator	层站显示电梯所在层楼及当前运行方向。 The landing shows the lift floor location and current travel direction.


 <p>应急功能 Emergency Function</p>	应急照明 Emergency car lighting	停电时，自动打开轿内应急照明。 Emergency car lighting automatically activated once power failure.
	点动运行 Inching running	当进入紧急电动状态时，轿厢以低速点动运行。


 <p>应急功能 Emergency Function</p>	五方通话装置 Five way intercom	通过对讲机，可让轿内、轿顶、电梯机房、井道底坑、救援值班室之间通话。 Communication amid car, car top, lift machine room, well pit and rescue duty room through walkie-talkie.
	警铃 Bell	紧急时，连续按下轿内操纵箱上的警铃按钮，安装于轿厢顶上的电铃会鸣响。 In emergency conditions, if bell button above car operation panel is continuously pressed, electric bell rings on top of the car.
	消防返回 Fire emergency return	启动基站或监控屏上的钥匙开关，所有召唤均被取消，电梯立即驶往指定救援层站停靠，并自动开门。 If you start key switch in main landing or monitor screen, all the callings will be cancelled. The lift directly and immediately drives to the designated rescue landing and automatically opens the door.


 <p>节能功能 Energy Saving</p>	轿厢风扇/照明自动开关 Car ventilation, light automatic shut off	在规定的时间内没有召唤或指令信号，轿厢内的风扇和照明会自动关闭，以节能。 If there is no calling or command signal within the stipulated time, the car fan and lighting will be automatically closed in order to save the energy.
	远程关闭 Remote shut-off	通过钥匙开关，电梯可以被召唤到基站（服务完成后），并自动退出服务。 The lift can be called to main landing (after finishing the service) through the key switch and automatically exists the service.

### 选配功能 Optional Function

 <p>应急功能 Emergency Function</p>	停电应急平层 Leveling when power failure	正常电源断电时，充电式电池提供电梯电源，电梯驶往最近层站。 In normal power failure, the chargeable battery supplies the lift power. The lift drives to the nearest landing.
--	---------------------------------------	---

 <p>运行功能 Running Function</p>	提前开门 Open the door in advance	电梯减速进入开门区域，自动开门，提高运行效率。 When the lift decelerates and enters into door open zone, it automatically opens the door to enhance the travel efficiency.
	直接停靠 Direct parking	完全根据距离原则，平层无爬行，大大提高了运行效率。 It completely accords with distance principle with no crawling in the leveling. It greatly enhances the travel efficiency.
	群控功能 Group control function	用于三台或三台以上同型号电梯成组控制时使用，使梯群能自己选择最合适的应答，避免电梯重复停梯，缩短乘客候梯时间，提高运行效率。 When three or more same model lift groups are controlled in use, the lift group can automatically choose the most appropriate response. It avoids the repeated lift parking, reduces the passengers' waiting time and increases the travel efficiency.
	并联功能 Duplex control	用于两台同型号电梯，通过电脑的调度来统一响应召唤信号，以最大限度地减小乘客的候梯时间，以提高运行效率。 Two sets of same model lifts can unanimously respond the calling signal through the computer dispatch. In this way, it reduces the passengers' waiting time to the greatest extent and enhances the travel efficiency as well.
	上班高峰服务 On-duty peak service	在预定上班时间内，基站向上的运输特别繁忙时，向基站不断派梯以满足上班时高峰需要。 Within the preset on-duty time, upward transport from the home landing is extremely busy. The lifts are continuously dispatched to the home landing in order to satisfy on-duty peak service.
	下班高峰服务 Off-duty peak service	在预定下班时间内，向顶层派梯满足下班时高峰需要。 Within the preset off-duty period, the lifts are continuously dispatched to top floor in order to satisfy off-duty peak service.
	开门时间延长 Door open time extending	按轿厢内的专用按钮，可使门在一段时间内保持开门状态。 Press special button in the car, the lift door keeps open for certain period of time.

 <p>人机界面 Human-machine Interface</p>	语音报站 Voice announcer	在正常运行到站的情况下，利用语音装置告知乘客有关信息。 When the lift normally arrives, voice announcer informs the passengers about the relevant information
	轿厢副操纵箱 Car assistant operation box	用于大载重量电梯或候梯人群稠密大楼中的电梯，以便让轿厢内更多的乘客方便使用。 It is used in the large loading weight lifts or the lifts with crowded passengers so that more and more passengers can use the car.
	残疾人操纵箱 Operation box for the handicapped	便于让轿厢内坐轮椅的乘客及视觉障碍的乘客方便使用。 It is convenient for the wheelchair passengers and those who have vision problems.
	智能召唤服务 Intelligent calling service	通过专用的智能输入设备，可使轿厢指令或厅外召唤锁定或接通。 The car command or hoist-way calling can be locked or connected through special Intelligent Input.
IC卡控制功能 IC card control function	所有（部分）层站须经授权，方可通过IC卡输入轿厢指令运行电梯。 All (partial) landings can only input car commands through IC Card after the authorization.	

 <p>监控功能 Monitor function</p>	远程监控 Remote monitor	通过调制解调器和电话，可实现电梯的远程监视和控制，便于厂家和服务单位及时的了解每台电梯的运行状况，以便及时作出相应措施。 The lift long-distance monitor and control can be fulfilled through modem and telephone. It is convenient for the factories and service units to timely know the travel conditions of every lift and promptly take the corresponding measures.
	远程控制 Remote control	通过操作监控屏（可选择），可使电梯按指定的需要作独立运行。 The lift can have independent travel according to the specific requirements through operation monitor screen (optional).
	轿内摄像功能 Camera function in the car	摄像头装于轿厢内监视轿内情况。 The camera is installed in the car to monitor the car conditions.



# All-round services

## 全方位服务



Before sale service

售前服务

### 电梯配置方案 Elevator configuration plans

菱高快速电梯的工程师们根据建筑的使用、美学特点，结合人流量、使用习惯、内外交通环境等参数，为客户在成本与性能方面寻求最佳平衡，选取最适合客户的电梯产品。

Linggao Express Elevator engineers seek the best balance in the aspects of cost and performance for vast clients according to building use, aesthetics characteristics in combination with passenger flow, operational habits, inner / outer traffic environment parameters etc. They help the clients to choose the most proper elevators.

### 土建工程方案 Construction project plans

菱高快速电梯的土建工程顾问将有预见性和准确研究并道基建环境，适时参与建筑规划与建造过程，确保以最小的施工量和面积满足电梯配置，为开发商赢得更多增值空间。

Construction project advisors of Linggao Express Elevator will predictably and accurately research into well infrastructure environments. They properly participate into construction planning and process. It ensures to satisfy the elevator configuration by minimum construction volume and area. It wins more and more value-adding spaces for vast developers.



Mid sale service

售中服务

### 安装调试 Installation & adjustment

电梯系统进入安装调试阶段，通常楼宇也开始交付使用，因此每个细节和进程的集约控制程度将对发展商、物业管理商和业主的利益产生直接的影响。菱高快速电梯的电梯安装工程监理人员拥有多年专业经验，会在最适合的时间进场安排，并能轻松驾驭各种复杂多变的安装环境。

When elevator system enters into installation and adjustment stages, usually the buildings will be delivered for use. Therefore intensive control progress for every detail and process directly influences the benefits of developer, housing property management and owners. Elevator installation project supervisors of Linggao Express Elevator own the years' professional experiences. They will arrange the most proper time for elevator shows. It can easily grasp various complex and changeable installation environments.

### 现场安装 Site installation

电梯的“总装配”在现场，现场安装是电梯装配的最重要的环节。菱高快速电梯委派专职的项目经理负责安装工程的计划、协调、人力调配及工程质量、安全管理等工作。每一个工程项目实施前，项目经理都要召开专题会议，严格制定施工方案及详细进行技术交底，并根据工地现场实际情况制定应急方案，确保按时、按质完成。

Elevator General Assembly at Site: Site installation is a key sector of elevator assembly. Linggao Express Elevator assigns special project manager to be responsible for installation project planning, coordination, labor dispatch, project quality supervision, safety management etc. before executing every project, Project Manager always convenes "Topic Meeting". It strictly formulates construction plans and detailed technical submission. It carries out emergency plans according to actual conditions at construction site. It guarantees prompt and high quality completion.



After sale services

售后服务

### 维保及更新服务 Maintenance and renewal

菱高快速电梯承诺：遇紧急维修，技术人员将在50分钟以内抵达全球任何一部投入使用的菱高快速电梯。

Pledge of Linggao Express Elevator: Upon emergency repair, technicians will arrive at any Linggao express elevator that is thrown into use all over the world within 50 minutes.

专业团队免费维护一年，分半个月、一个月、一个季度定期保养维修，每年年检，减少故障。

One year free maintenance from our professional teams: It is divided into half a month, monthly, seasonal regular repair and maintenance. Annual inspections reduce the trouble rates.

远程监控服务系统，是菱高快速电梯售后服务的重要组成部分。实施远程监控最大的优点就是能够在电梯运行尚处于“正常”时诊断出问题，使客户还未察觉到问题前就解决问题。

Long-Distance Monitor Service System is an important constituent of Linggao Express Elevator After Sale Service. Its maximum advantage is to diagnosis any problem while elevator is still in "normal" operation. It thus solves the problems before the clients are aware of the problems.

### 个性化服务 Individual services

菱高快速电梯的客服中心将呼叫中心、SMS客户管理系统、多媒体移动监控系统、技术帮助系统整合优化，成为与客户沟通的重要纽带，确保客户一年365天都能享受到值得信赖的服务。

Linggao Express Elevator Customer Service Center optimizes and integrates with Calling Hotline, SMS Customer Management System, Multi-Media Mobile Monitor System, Technical Help System. It becomes a significant tie with customer communication. It ensures that the clients enjoy our trustworthy services 365-day a year.

原厂配件库覆盖全国，供给充足，24小时支援客户召修要求，保证了最快的响应时间和最短的维修时间。

Original Parts Warehouses are wide-spreading all over the country with ample supply. It executes 24-hour support to the customers' "calling for repair". It ensures the quickest response time and the shortest repair period.

菱高快速电梯一贯重视保养技术的研发，针对不同梯种特性、使用环境，配合使用维修专用计算机、特殊工具和工装，制定独有的保养工艺流程。除了日常的保养工作外，针对客户的电梯实际运行状况，制定出个性化的保养方案，真正做到“预防为主，防范于未然”。

Linggao Express Elevator always thinks highly of researching into and developing maintenance technology. Aiming at different elevator characteristics and operational environments, it matches with maintenance special-purpose computer, special tools and tooling to formulate the particular maintenance craft and technological flow. Apart from daily maintenance, targeting upon the clients' actual elevator operation conditions, it works out individual maintenance plans. It truly fulfills the purpose of "mainly preventative measures to remove any hidden dangers".